



# DRONACHARYA

## SR. SEC. SCHOOL MUBARIKPUR (JH)

AFFILIATED TO CBSE NEW DELHI, Aff No. 530945 |

**Dear Students,**

As the warmth of summer envelops us, let's take a moment to reflect on the wisdom of Helen Keller: "Life is either a daring adventure or nothing at all." Indeed, without challenges and uncertainties, life would lose its essence, much like a ship adrift in calm waters. May and June offer us a chance for self-reflection and rejuvenation. It's a time to strengthen family bonds, explore new horizons, and pursue our passions.

An umbrella, a book, and the mind serve their purpose only when open. Let's embrace the endless possibilities before us. Let our minds unfold like blooming flowers, eager to absorb wisdom and experiences. The Summer Holiday Engagement of 2024 calls us to focus on Social Emotional and Experiential Learning.

Each challenge we face will be a stepping stone to personal growth. Let's not forget the joy of learning, the thrill of exploration, and the warmth of companionship.

I hold each of you in high regard for your creativity and strengths. Let's make this Dronachariyan initiative of the Summer Holiday Homework 2024-25 a journey filled with learning and laughter. Let's redefine ourselves and embrace collaboration, innovation, and compassion.

**Class Teacher**

### 1st Summer Holiday Homework

**Week - 1 (1st Jun to 9th Jun)**

Day/Date	Hindi	English	Check List
Saturday 1st June	दो वर्णों वाले शब्द लिखें और पढ़ें।	Learn and write days of the week	
Sunday 2nd June			
Monday 3rd June	तीन वर्णों वाले शब्द लिखें और पढ़ें।	Learn and write fruits name	
Tuesday 4th June	चार वर्णों वाले शब्द लिखें और पढ़ें।	Learn and write months name	
Wednesday 5th June	Do given the worksheet -1	Learn And write vegetable names	
Thursday 6th June	हिंदी पाठ्य पुस्तक ( निहारिका) :- पेज- 16 पढ़ें।	Write 1 page	
Friday 7th June	रंगों के नाम लिखें और याद करें।	Read ch-1	

Saturday 8th June	हिंदी पाठ्य पुस्तक (निहारिका) :- पेज -17 पढ़ें।	Learn and write new words of chapter -	
Sunday 9th June	क्रियाकलाप:- अपने माता-पिता के साथ मिलकर एक पौधा लगाते हुए की वीडियो बनाएं और उस वीडियो को अपनी अध्यापिका के पास भेजें।		

Day/Date	Maths	EVS	Check List
Saturday 1st June	Write 1 to 100 counting	Learn and write body parts name	
Sunday 2nd June	-		
Monday 3rd June	Write reverse counting 50 to 1	Paste 7 external body parts on A4 size sheet	
Tuesday 4th June	Learn and write 1 to 20 number names		
Wednesday 5th June	Learn and write table 2 to	Do worksheet -12	
Thursday 6th June	Do 10 addition	Read ch-1	
Friday 7th June	Do worksheet-7	Learn and write ch-1 new words	
Saturday 8th June	Do between number worksheet -8	Learn ch-1 exercise	
Sunday 9th June	-	Worksheet -13	

Day/Date	GK	Reasoning	Check List
Saturday 1st June	Draw and colour our national flag on A4 size sheet		
Sunday 2nd June			
Monday 3rd June	Revise page 7		
Tuesday 4th June		Worksheet-17	
Wednesday 5th June	Write 5 healthy and unhealthy food		
Thursday 6th June		Worksheet-18	
Friday 7th June	Paste picture of national symbols of India		
Saturday 8th June			
Sunday 9th June			

Project  
Work  
Week-1

अपने माता-पिता के साथ मिलकर एक पौधा लगाते हुए की वीडियो बनाएं और उस वीडियो को अपनी अध्यापिका के पास भेजें।

**Week - 2 (10 Jun to 16 Jun)**

Day/Date	Hindi	English	Check List
Monday 10th June	आ की मात्रा के शब्द लिखें और पढ़ें ।	Learn and write colours name	
Tuesday 11th June	हिंदी पाठ्य पुस्तक (निहारिका):- पेज 20 पढ़ें और लिखें ।	Learn and write animals name	
Wednesday 12th June	हिंदी व्याकरण ( सार्थक):- पेज 15 और 16 पढ़ें।	Write 1 page	
Thursday 13th June	अपने माता-पिता की सहायता से वर्णमाला पर एक चार्ट तैयार करें ।	Recite poem ( Baby beds ) with action ,capture a video and send to class teacher	
Friday 14th June	दिनों के नाम लिखें और याद करें ।	Write and learn new words of poem- Baby beds	
Saturday 15th June	फलों के नाम लिखें और याद करें ।	Worksheet -4	
Sunday 16th June		-	

Day/Date	Maths	EVS	Check List
Monday 10th June	Before numbers	Write sense organs and their functions	
Tuesday 11th June	Between numbers	Read ch- 2	
Wednesday 12th June	Do Compare numbers	Learn and write new words of chapter 2	
Thursday 13th June	Learn and write table 2 to 6	Paste sense organs in scrab book	
Friday 14th June	Learn and write number names 11 to 30	Learn ch-2 exercise	
Saturday 15th June	Do worksheet-9	Learn and write my self	
Sunday 16th June	Do activity at pg-15	-	

Day/Date	GK	Reasoning	Check List
Monday 10th June	Write your favorite food, toy fruit ,place, sweets and cartoon		
Tuesday 11th June		Worksheet-19	
Wednesday 12th June	Read page 10		
Thursday 13th June		Worksheet-20	



Friday 14th June	Read page 11		
Saturday 15th June			
Sunday 16th June			

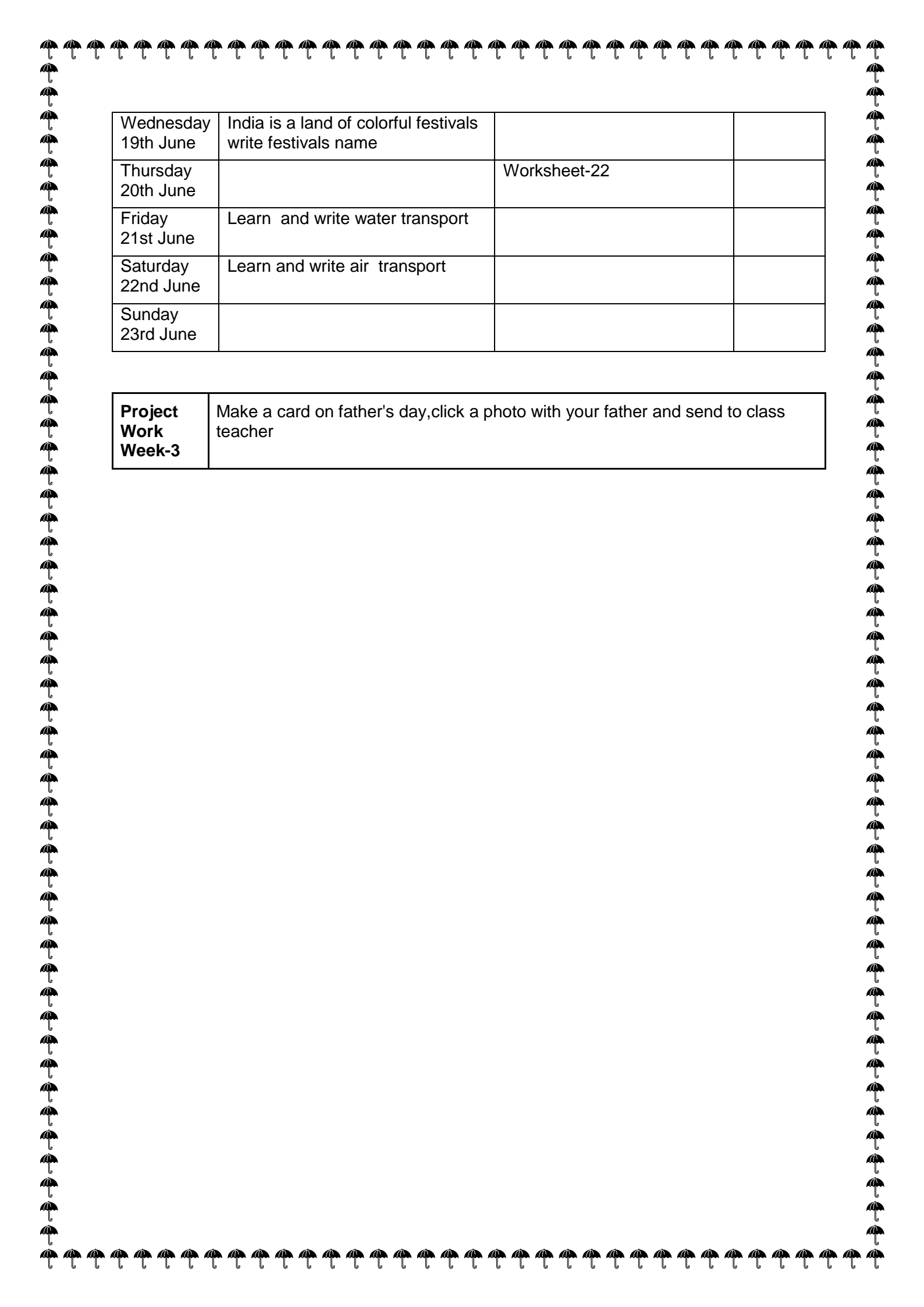
<b>Project Work Week-2</b>	Paste different types of leaves on A4 size sheet
------------------------------------	--

**Week - 3 (17th Jun to 23rd Jun)**

Day/Date	Hindi	English	Check List
Monday 17th June	इ की मात्रा के शब्द लिखें और पढ़ें।	learn and write animals and their young ones	
Tuesday 18th June	हिंदी पाठ्य पुस्तक ( निहारिका):- पेज - 23 पढ़ें।	Read and write name of places and name of animals	
Wednesday 19th June	ई की मात्रा के शब्द लिखें और पढ़ें।	Read and write name of person and name of things	
Thursday 20th June	हिंदी पाठ्य- पुस्तक (निहारिका):- पेज- 24 पढ़ें।	Worksheet -3	
Friday 21st June	Do given the worksheet -2	Write 1 page	
Saturday 22nd June	अपने माता-पिता की सहायता से अपनी पसंद की कोई एक कविता लिखें और याद करें ।	Do worksheet -5	
Sunday 23rd June			

Day/Date	Maths	EVS	Check List
Monday 17th June	Do 10 subtraction	Draw a cake in scrab book and colour	
Tuesday 18th June	Write 101 to 200 counting	Worksheet -14	
Wednesd ay 19th June	Make a chart of number names 1 to 20	Read chapter -3	
Thursday 20th June	Write 50 to 1 reverse counting	Learn and write body parts name	
Friday 21st June	Dodging/ jumbled table	Capture a picture on yoga Day and send to class teacher	
Saturday 22nd June	Do worksheet-10	Make a chart of family tree	
Sunday 23rd June	-	-	

Day/Date	GK	Reasoning	Check List
Monday 17th June	Paste picture of national leaders		
Tuesday 18th June		Worksheet -21	



Wednesday 19th June	India is a land of colorful festivals write festivals name		
Thursday 20th June		Worksheet-22	
Friday 21st June	Learn and write water transport		
Saturday 22nd June	Learn and write air transport		
Sunday 23rd June			

<b>Project Work Week-3</b>	Make a card on father's day,click a photo with your father and send to class teacher
------------------------------------	--

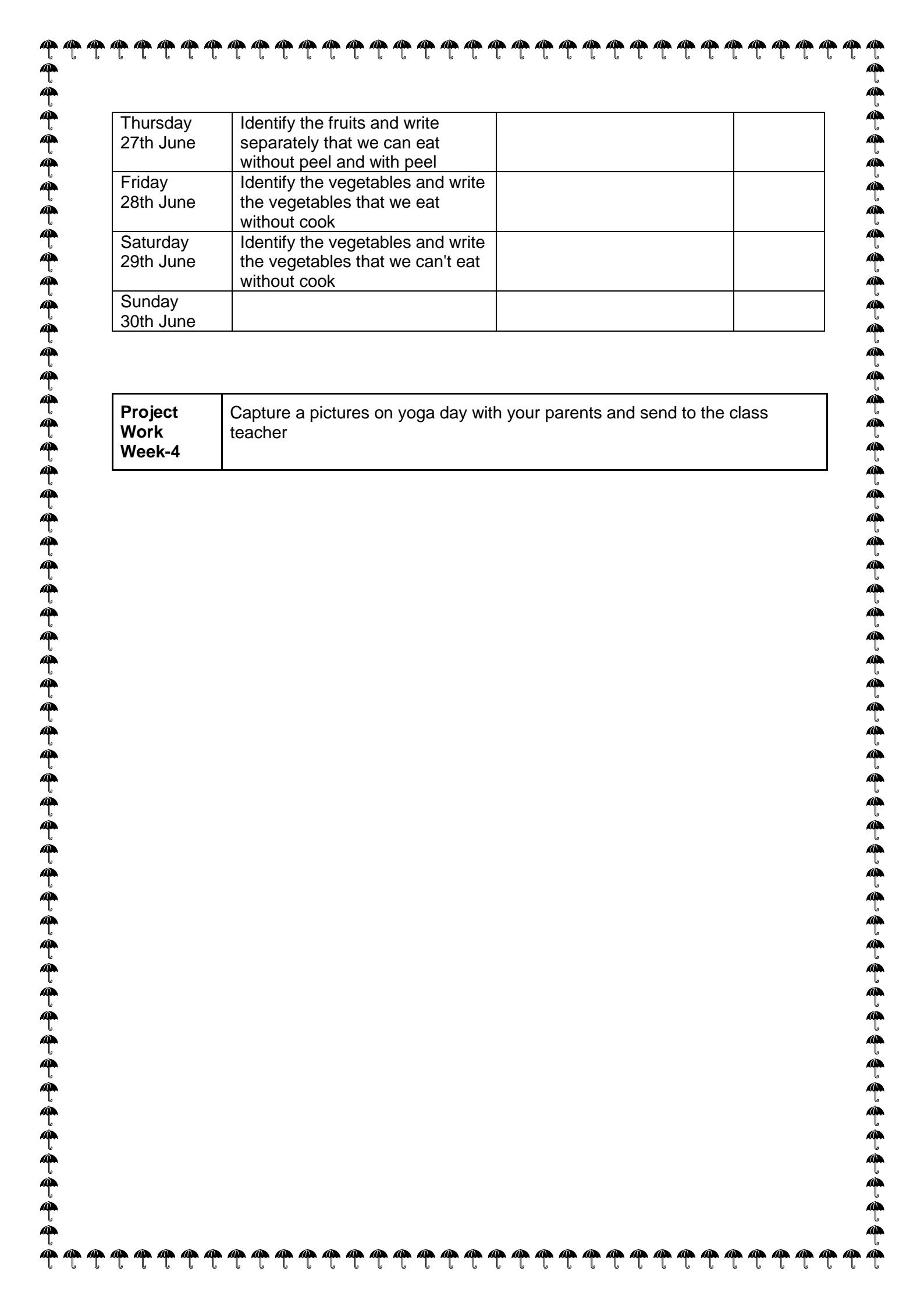
**Week - 4 (24th Jun to 30th Jun)**

Day/Date	Hindi	English	Check List
Monday 24th June	उ की मात्रा के शब्द लिखें और पढ़ें।	Revise ch-1	
Tuesday 25th June	हिंदी पाठ्य-पुस्तक ( निहारिका):- पेज - 28 पढ़ें।	Read poem	
Wednesday 26th June	ऊ की मात्रा के शब्द लिखें और पढ़ें।	Learn and write Fruits name	
Thursday 27th June	हिंदी पाठ्य- पुस्तक (निहारिका) :- पेज 29 और 30 पढ़ें।	Learn and write animals name	
Friday 28th June	Do given the worksheet,-3	Worksheet -6	
Saturday 29th June	हिंदी -व्याकरण (सार्थक) :- पेज -22 और 23 पढ़ें।	Write 1 page	
Sunday 30th June			

Day/Date	Maths	EVS	Check List
Monday 24th June	Learn and write table 2 to 6	Worksheet -15	
Tuesday 25th June	Learn and write number names 41 to 50	Revise chapter-1	
Wednesday 26th June	Do worksheet -11	Revise chapter-2	
Thursday 27th June	Make a chart of table 2 to 10	Read ch-3	
Friday 28th June	Write and draw 2-D shapes on scrab book	Write the name of indoor or outdoor games	
Saturday 29th June	Write 101 to 200 counting	Worksheet -16	
Sunday 30th June	Do activity at pg -32	-	

Day/Date	GK	Reasoning	Check List
Monday 24th June	Learn and write land transport		
Tuesday 25th June		Worksheet-23	
Wednesday 26th June	Read page 12	Worksheet-24	





Thursday 27th June	Identify the fruits and write separately that we can eat without peel and with peel		
Friday 28th June	Identify the vegetables and write the vegetables that we eat without cook		
Saturday 29th June	Identify the vegetables and write the vegetables that we can't eat without cook		
Sunday 30th June			

<b>Project Work Week-4</b>	Capture a pictures on yoga day with your parents and send to the class teacher
----------------------------	--

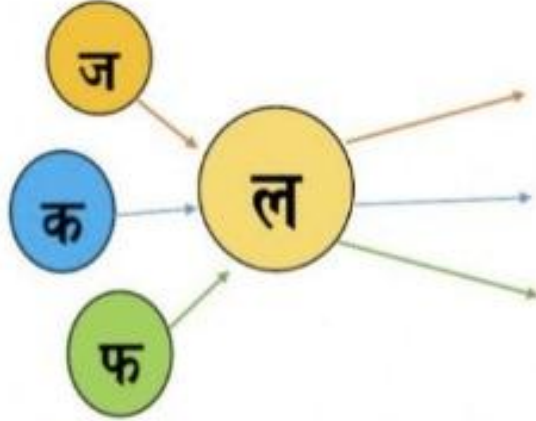
Worksheet-1

HINDI WORKSHEET

अक्षर जोड़कर शब्द बनाओ :

JOIN THE LETTERS AND MAKE A WORD:

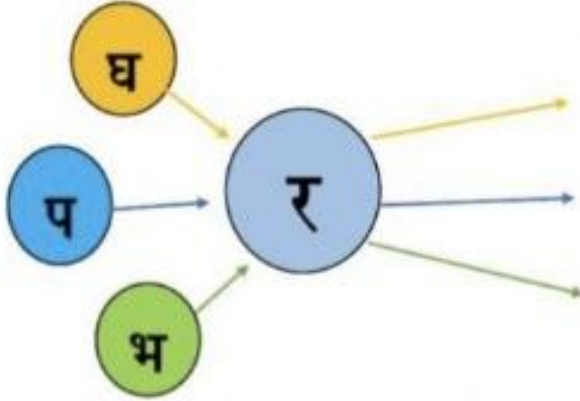
फल घर कल भर पर



जल

\_\_\_\_\_

\_\_\_\_\_



\_\_\_\_\_

\_\_\_\_\_




\_\_\_\_\_

Worksheet-2

‘ ी ’ की मात्रा का अभ्यास

प्रश्न 1. चित्र देखकर शब्द लिखिए और रंग भरिए ।

मछली बकरी दीपक जीभ हाथी तीर



## बड़े ऊ की मात्रा वाले शब्दों का वर्कशीट

भ + ू + त = \_\_\_\_\_

द + ू + ध = \_\_\_\_\_

क + ू + द = \_\_\_\_\_

च + ू + क = \_\_\_\_\_

भ + ू + ल = \_\_\_\_\_

ख + ज + ू + र = \_\_\_\_\_

स + ू + र + त = \_\_\_\_\_

ब + ब + ू + ल = \_\_\_\_\_

क + ब + ू + त + र = \_\_\_\_\_

त + र + ब + ू + ज = \_\_\_\_\_

# ORANGE

I am an orange.  
I taste sweet.  
I grow on trees.  
I am a juicy fruit.



Read and tick the correct sentences.

- 1  I am an apple.  
 I am an orange.
- 2  I taste sweet.  
 I taste salty.
- 3  I grow on trees.  
 I grow on the ground.
- 4  I am a fruit.  
 I am a juicy fruit.

## NUMBER THE PICTURES

...



I'm tall and big. I've got very long neck. I like leaves.

1.



I have got four legs. I can run fast. I've got very sharp teeth.

2.



I've got beautiful feathers and two wings, but I can't fly high.

3.



I've got four legs and a long tail. I can walk and I can also run. I've got a soft fur.

4.



I haven't got any legs, but I can be very fast and dangerous.

5.



I've got two legs and two wings. I can walk and I can swim.

6.






# SPELL CHECK

Circle the correct word to match the picture.

KIDPID.COM

	won one on		feet feat feit
---	------------------	--	----------------------

	boy bouy boi		wolk walk wlk
---	--------------------	--	---------------------

	moon mun moom		huse hose house
---	---------------------	--	-----------------------

Worksheet-7



Worksheet  
Number Words  
(1-20)

Name: \_\_\_\_\_  
Date: \_\_\_\_\_


Circle the matching number to each word

eleven	7	11	14	5
two	12	9	2	3
nine	8	7	9	16
sixteen	16	6	4	19
twelve	7	20	17	12
eight	5	16	3	8
six	9	16	6	4
twenty	12	4	8	20
five	3	9	1	5
ten	7	10	8	11





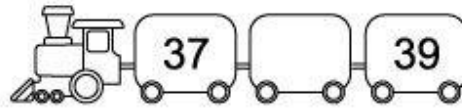

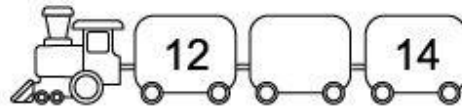
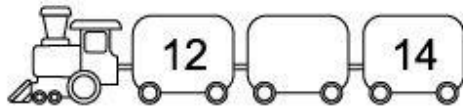
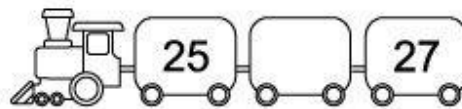
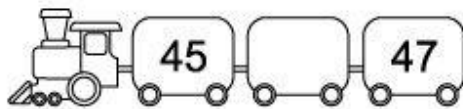
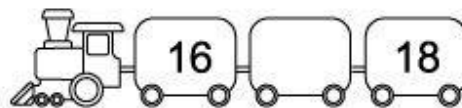

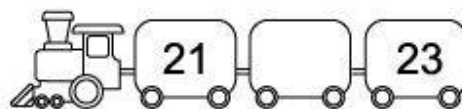

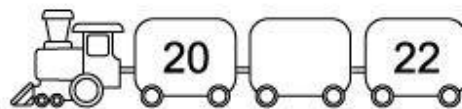
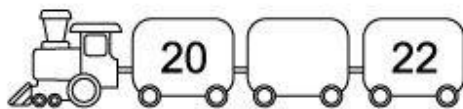
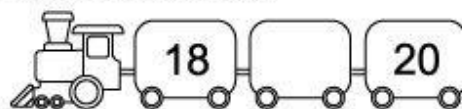

Worksheet-8

MENTAL MATHS WORKSHEET  
GRADE-1

Grade 

Fill in the boxes.

Write the numbers which come in between.



Date :.....

Name :.....

## Worksheet-9

### Matching Numbers and Number Words 1

Directions: Match the number word to the correct number.

six	3
nineteen	7
fifteen	13
three	19
eighteen	9
nine	18
seven	15
thirteen	16
four	6
sixteen	4

Worksheet-10

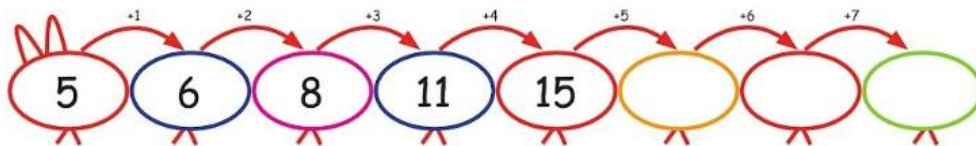
Grade 1  
Math

# One More & One Less

Complete this table, one example is given for you.

1 More and 1 Less			3 More and 3 Less		
4	5	6	3	6	9
	4			4	
	6			5	
	9			7	
	3			9	
	7			10	
	8			12	

Fill in the missing numbers.



Fill in the missing numbers.



Worksheet-11



Counting objects (numbers 1-10)

Grade 1 Numbers & Counting Worksheet

Circle the correct number of objects.


Circle 6 drops.




Circle 4 notes.




Circle 8 balls.



Circle 2 pencils.



Circle 5 hearts.



Circle 9 stars.



My Body

Write any function of the given body part:

eyes: \_\_\_\_\_

nose: \_\_\_\_\_

ears: \_\_\_\_\_

fingers: \_\_\_\_\_

mouth: \_\_\_\_\_

hand: \_\_\_\_\_

leg: \_\_\_\_\_

*Did you know?  
Our eyes are always  
the same from birth.*



Meet my friends. Answer their questions.



1. I am John. I am eating. Which body part/parts am I using?

2. I am Mohan. I am skipping. Which body part/parts am I using?



3. I am Sita. I am writing. Which body part/parts am I using?



4. I am Rohan. I am playing football. Which body part/parts am I using?



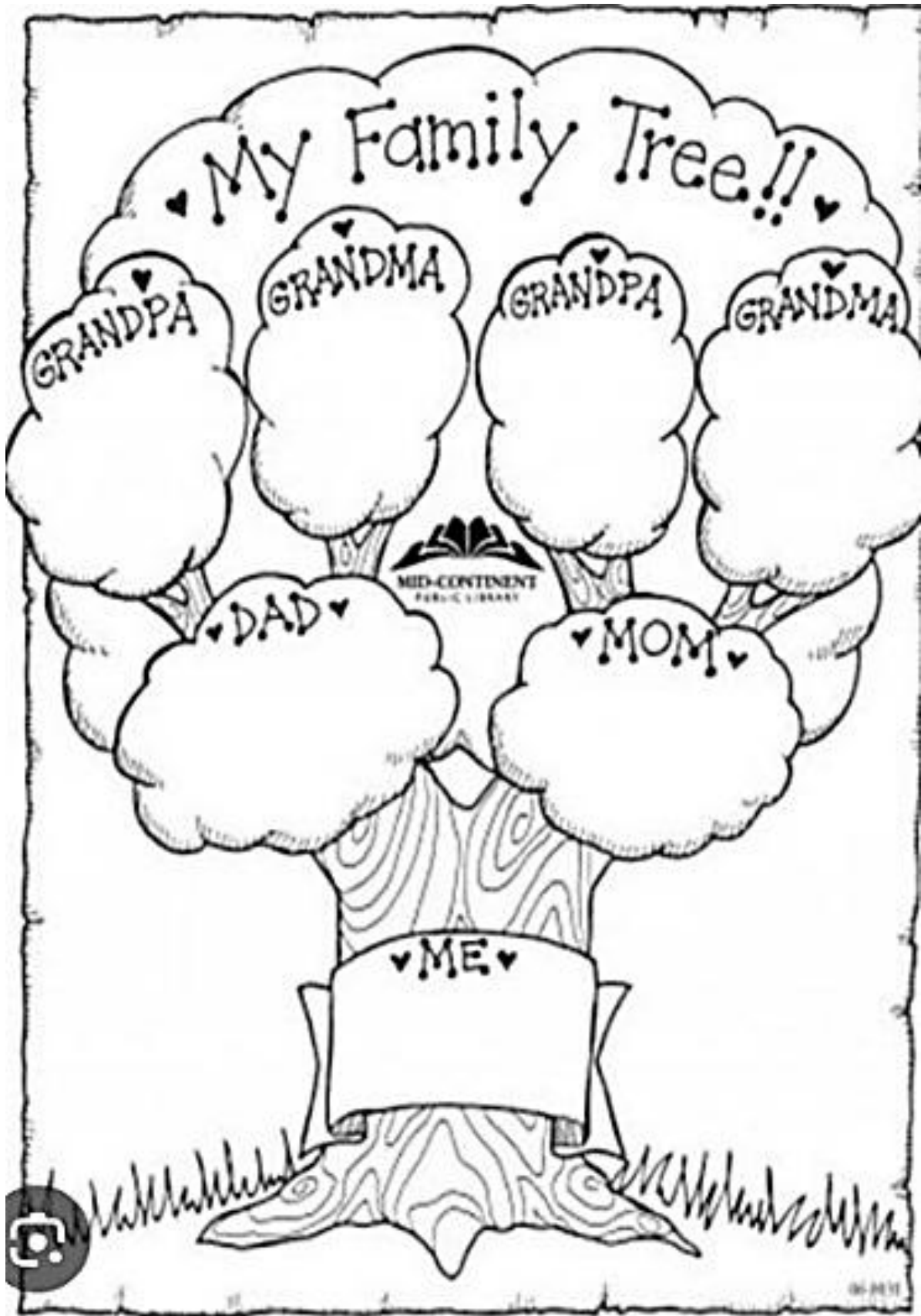
Skill: Functions of parts of our body

Worksheet-13

I ♥ You  
Dad!



Worksheet-14



Worksheet-15



Look at the pictures on each row and choose the right sense organ.





**ALL ABOUT**

**I am**  **years old**

**I Live with**

**My Friends Are**

**I like to watch**

**Favorite activities**

**My Favorite:**

**COLOR:**

**FOOD:**

**ANIMAL:**

**BOOKS:**

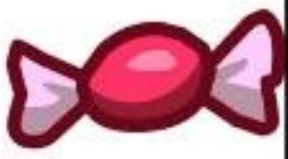
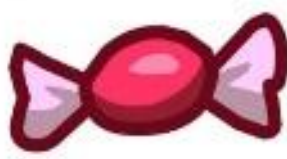
**I am good at**

**When I grow up I want to be...**

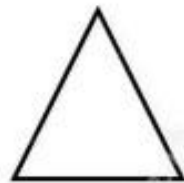



Worksheet-17

Odd One Out

Circle the odd one out in each of the given sets of pictures.



# Find the matching shape

















Worksheet-19

COUNTING OBJECTS TO 30 SHEET 1A



These objects have been put into groups of 10. Help Newton to count them.

1) 	How many?	
2) 	How many?	
3) 	How many?	
4) 	How many?	
5) 	How many?	
6) 	How many?	
7) 	How many?	

Which animal or object did Newton see between 24 and 26 of?

Worksheet-20


Name

Date




COUNTING OBJECTS TO 50 SHEET 2A

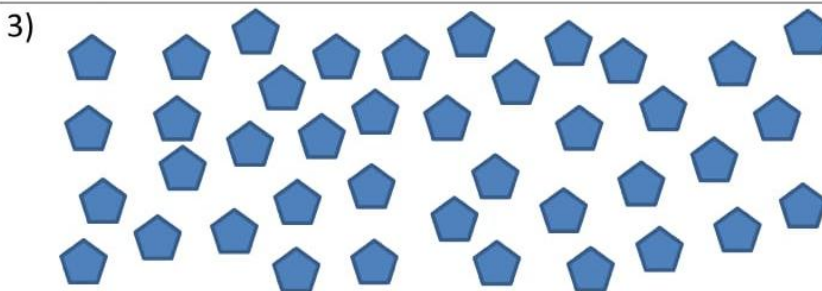
Circle groups of ten objects to help you count them.




How many?



How many?




How many?



How many?

# Fruit counting

Count and circle the number of fruits in each box.



6 5 7 8



3 4 5 6



1 2 3 4



9 8 10 2



9 6 10 2



5 2 9 8



10 3 8 2




1 10 5 9

Worksheet-22

Count And Match

Let's count the fruits and match to the numbers.



# Worksheet-23

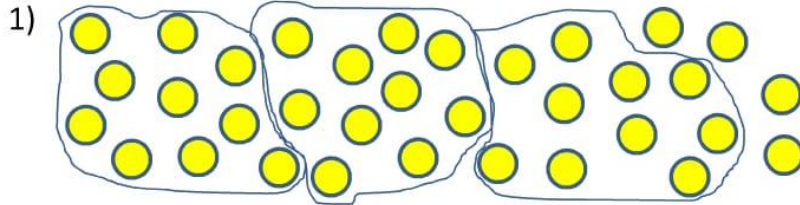
Name \_\_\_\_\_

Date \_\_\_\_\_

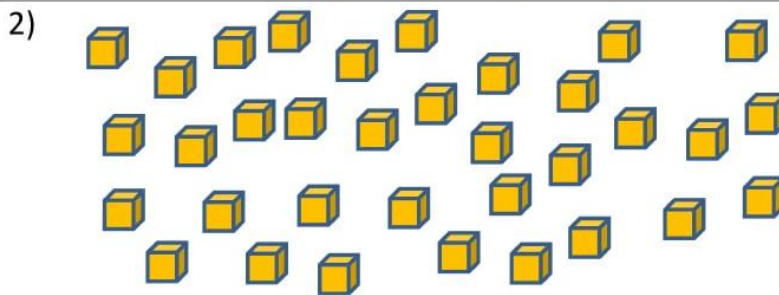


## COUNTING OBJECTS TO 50 SHEET 2B


Circle groups of ten objects to help you count them.




How many?



How many?



How many?



How many?



Worksheet-24

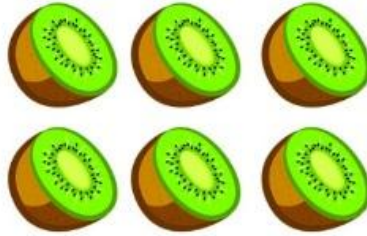
Name: \_\_\_\_\_

# Counting Fruits

Circle the correct amount of items in each picture.




3 4 5




5 6 7




3 4 5



1 2 3



4 5 6



6 7 8